


FCS 330= 23638
GERON 300= 23656
SOC 335= 23850

Sociology of Aging

Fall Semester 2010

<p>PROFESSOR: Jo-Ann Foley is a full-time instructor at Sacramento City College. You are welcome to make an appointment to meet with her in person, by phone, or online.</p> <p>Office: Rodda North #233 Hours: Please make an appointment. E-Mail: FoleyJ@scc.losrios.edu Phone: 916-558-2103 Website: http://web.scc.losrios.edu/foleyj/ D2L Access: https://d2l.losrios.edu/</p>	<p>The VIDEO SERIES <u>Growing Old in a New Age</u> accompanies this course. You will view 13 professionally produced one-hour programs introducing key concepts and facts. Selected experts in Gerontology provide commentary.</p> <p>How to View Course Videos:</p> <ol style="list-style-type: none">1. The series may be viewed online at: http://www.learner.org/resources/series84.html2. TV with Comcast Cable Ch 15 (Sacramento system) or Surewest Broadband (programs are broadcast weekly) and online at: http://www.sectv.org/fall-10-classes.html#scc OR3. View the videos on-campus in the Instructional Media Center at any time, free of charge OR http://wserver.scc.losrios.edu/~library/libraryinfo/services.htm4. DVDs are available for rental from the Instructional Media Center at a minimal charge, currently \$20 per series for semester-length rental. Video rentals must be processed in person at the IMC. No advance reservation is necessary.
<p>Required Textbook:* <u>Social Gerontology</u>; Nancy R. Hooyman; 8th or 9th Edition; ISBN-020552561X; ©2008.</p>  <p>NOTE: <i>The textbook contains more detailed information and updated statistics on aging than do the videos. You will not score well on tests without reading and understanding the assigned readings.</i></p> <p>The text may be purchased at the SCC Campus Bookstore, or Student Book Exchange, or various online bookstores like Amazon or Half.com; or check into renting a book at Chegg.com. There should also be a copy of the text at the SCC Library Reserve Desk (2 hour maximum)</p> <p>*If you choose to use an earlier edition of the text, it is your responsibility to compare the older text with the current text for updated information and reorganization of the material.</p>	<p>Other Required Items:</p> <ul style="list-style-type: none">• Availability and ability to use a computer (PC Pentium processor or better – or MacG3 or better). If you do not have a computer you may use one on campus. For a list of computer labs on the SCC main campus see: http://www.scc.losrios.edu/x1376.xml• Access to the Internet.• An active email account. As an SCC student, you have a free email account available to you. To request an account go online to: https://imail.losrios.edu/<ol style="list-style-type: none">a. Click on Activating iMail is easy.• Lots of TIME and SELF-MOTIVATION to complete your assignments and keep up with the class.• Organization of all assignments and activities for the duration of the semester. <p>Programs needed on your computer include but may not be limited to:</p> <ul style="list-style-type: none">• Firefox and/or Safari Web Browsers (free download): http://www.mozilla.com/en-US/firefox/upgrade.html• Word processing program (ex: Word 2000 or better).• Adobe Acrobat Reader (free download): http://www.adobe.com/products/acrobat/readstep2.html• Quicktime Player (free download): http://www.apple.com/quicktime/download/win.html• Powerpoint Viewer (free download): http://www.microsoft.com/downloads/details.aspx?FamilyId=428D5727-43AB-4F24-90B7-A94784AF71A4&displaylang=en• Real Player (free download) http://www.real.com/realplayer/search

Course Description

Prerequisite: None. Advisory: ENGRD 110 and ENGWR 100 or ESLR 340 and ESLW 340 and ESL 114; and FCS 324; and LIBR 318 with grades of "C" or better. General Education: AA/AS Area V(b); AA/AS Area III(b); CSU Area D0; CSU Area E1; IGETC Area 4J Course Transferable to UC/CSU Hours: 54 hours LEC

Description: In this course students will examine the aging process with emphasis on social factors affecting and affected by an aging population. It includes an analysis of demographics, history of aging in America, social conditions, resources and support systems, employment, retirement, social class, and cultural differences. Students will be encouraged to reflect on their status in the sociology of aging process. (Credit awarded for FCS 330 or GERON 300 or SOC 335.)

FCS 330= 23638
GERON 300= 23656
SOC 335= 23850

Sociology of Aging

Fall Semester 2010

Course Objectives

At the conclusion of the semester students will be able to:

- describe the field of social gerontology and population trends in the U.S. and worldwide.
- identify historical and cross-cultural issues in aging.
- identify cognitive changes which occur as one ages, including personality and mental health.
- analyze the significance of love, intimacy, and sexuality in later life.
- contrast social theories of aging including social supports and intergenerational relationships.
- predict special needs in living arrangements as one ages.
- assess the significance of paid and nonpaid roles in later life.
- develop an awareness of social policies and issues that may have an impact on oneself (the student) as one grows through the process of aging.
- identify special concerns of ethnic minorities and older women.
- describe the process of dealing with death and bereavement- physically, cognitively, and emotionally.
- cite biological theories regarding physiological changes with age.

Course Requirements: (See Required Textbook and Other Required Items listed on page 1.)

This course is offered almost entirely online. Students must have basic computer familiarity such as uploading documents, saving documents as RTF (Rich Text Format) files, searching the Internet, and basic problem solving ability. Coursework can be submitted from any computer with Internet access. Computer labs on the SCC Campus can be found on the following website: <http://www.scc.losrios.edu/x1376.xml> . Online students will be required to come on campus for a mandatory orientation.

Your Weekly Online Routine:

- Check your email and connect to the D2L site regularly, (AT LEAST 3 times per week).
- Read the **NEWS** on our **Course Home Page** and then click on **CONTENT** to access each **Weekly Assignments folder**.
- For each WEEK, you should do the following, and in this order:
 1. Complete the assigned **Reading**.
 2. View the **Powerpoint and Lecture** sections.
 3. Complete the chapter **Assignments** and **Activities**.
 4. Participate in the **Discussion Board** topics each week. Disappearing from the Discussion Boards is like a student not attending class, and as such your disappearance may result in being dropped.
 5. **Review** using the chapter study guides and/or quizzes.
 6. All assignments must be submitted on time. **"On time"** means that the assignment will be submitted on the date that it is due. Illness and other life challenges are not excuses for forgetting and/or not being aware of due dates and assignments.
- At all times, students and instructor will use language appropriate to an academic setting.

Assignments and Activities:

- The usual due date for weekly assignments is by Tuesday evening at 11:55pm.
- Most major papers and assignments will be submitted using the DROPBOX in D2L.
- Save documents as RTF (Rich Text Format) files.
- Please spell-check, and proof-read your assignments before submitting them.
- All assignments must be submitted on time. "On time" means that the assignment will be submitted on the date that it is due.
- Ignorance of an assignment does not excuse the student from the responsibility of turning that assignment in "on time." If you are unsure of an assignment ask fellow students in addition to the instructor.
- Once assignments have been graded, no late papers will be accepted.
- Be sure to read the syllabus section on cheating and plagiarism.

Term Paper

All submitted written work must be your own. When writing a research paper you often need to refer to the work of other people—to describe their research or ideas, or to quote them, for example. Whenever you refer to, paraphrase, or quote the theories or research of other people, you need to indicate in your paper the source of your information. Thoroughly documenting your sources has a number of advantages; for example, you help your reader to check the accuracy of your description of the source, and the credibility of the source itself. Disregarding this requirement will result in an F on the assignment. No exceptions.

Senior Living Facility (150 points)

- A **typed 4-5 page Term Research Paper** reviewing a Senior Living Facility.
- The paper is to be written in paragraph format, not question/answer.
- An outline of points to discuss will be provided.

Cheating and Plagiarism:

I will repeat: **All submitted written work must be in your own words.** Whether writing a research paper or video reviews you may need to refer to the work of other people—to describe their research or ideas, or to quote them, for example. Whenever you refer to, paraphrase, or quote the theories or research of other people, you need to indicate in your paper the source of your information. Thoroughly documenting your sources has a number of advantages; for example, you help your reader to check the accuracy of your description of the source, and the credibility of the source itself. Disregarding this requirement will result in an F on the assignment.

If you may consider submitting work which is not your own, do not take this class. The use of quotation marks and citation of valid sources must be reflected in all papers and projects. If you cheat or have others do your work, you will receive an F.

Discussion Boards:

There will be discussion board topics each week during the semester. You will be required to post a response to the boards and then respond to another student's post. For any given discussion board topic you can receive 3 points for your original post and 2 points for responding to another student for a total of 5 points for each discussion board topic.

- Discussion board participation requires weekly reading assignment to have been completed and understood.
- No credit will be given to posts that do not show careful consideration of the assigned material. Read what other students have said carefully before posting your reply. You need to make sure you understand where the current discussion is headed before you make your contribution.
- A discussion is not an argument; the point is not to prove that you are right and that someone else is wrong. Instead, the goal is to share information and help all the students in the class learn more about the subject under discussion.
- As in any class, it is imperative that the learning environment is supportive, neutral and respectful. With that said, please think about what you write in the same way you would do so in a class room. Responses should be as politically correct and as inoffensive as possible. Vulgarity and other inappropriate language usage will not be acceptable and may result in you being dropped from the class.
- Your posts must also be substantive. For example, "Yeah, I agree with you," or "I'm not really sure what I think..." or paraphrasing another student's post would not be substantive. Your contributions should be unique, and in your own words.
- Use short and concise sentences, and get to your point quickly. If your post is on the long side, you should break it up into separate paragraphs to make it easier for others to read online, with line breaks in-between the paragraphs.
- Make sure you spell-check your written communication and proofread it for clarity (reading out loud is a great way to proofread and also to make sure what you are saying "sounds right").

FCS 330= 23638
GERON 300= 23656
SOC 335= 23850

Sociology of Aging

Fall Semester 2010

Exams:

There will be three exams. Each exam consists of 50 multiple-choice questions. You will have 2 hours to complete the entire exam. Exams are worth 200 points each. Even though the exams are open book, online, and taken at your convenience, you should always study for them as you would any other exam. Exams will be given through the class' D2L site.

The instructor will give a "Make-Up Exam" within one week of the original exam. It is the student's responsibility to schedule the make-up exam. Students may take the make-up exam if they missed the original exam, or to improve their original score. However, students taking the make-up exam will receive no more than 70% of the possible points (=140 points).

Grading:

Students' grades will be based on accumulated points from all quizzes, discussion board participation, assignments, papers, and exams given throughout the semester. The points will be totaled at the end of the semester and the semester grade will be based on the following formulas:

Tentative POINT DISTRIBUTION		Tentative GRADE DISTRIBUTION	
Older-Adult Interviews	325	1368.....1520	= A = 90--100%
Video Reviews	325	1216.....1367	= B = 80---89%
Discussion Board	80	1064.....1215	= C = 70---79%
Research Paper	150	912.....1063	= D = 60---69%
+ Quizzes & Exams	640	Below 912	= F = Below 60%
Total Points	1520		

Each student's final grades will also reflect completion of all assignments on time, consistent class participation (face-to-face/discussion board), & cooperation throughout the semester.

Incompletes:

An "Incomplete" grade will not be given simply because you have gotten behind in your course work. College policy requires that a student must have a passing grade up to 4 weeks before the end of the semester on all required course work up to that time. An Incomplete is only to be given in dire circumstances such as personal illness, or a death in the immediate family.

Special Accommodations:

If a student requires special accommodations, s/he must make an appointment with the instructor during the first two weeks of the semester.

Cell phones are to be **turned off before** entering a classroom or campus computer lab.

Campus Waste Reduction:

All staff and students are expected to participate in SCC's waste reduction program. Please reduce the amount of paper you use, reuse resources whenever possible, and always recycle the appropriate materials in the blue receptacles. We have a beautiful campus. Please help us keep it that way.

View: <http://media.scc.losrios.edu/foleyj/DangersofPlasticBags.pps>

FCS 330= 23638
GERON 300= 23656
SOC 335= 23850

Sociology of Aging

Fall Semester 2010

Tentative Class Schedule

The following assignment schedule is tentative -- please see our D2L NEWS items for any changes. Also check CONTENTS for each weekly assignment folder. D2L will be available to students beginning at the time of our class orientation..

TENTATIVE CLASS SCHEDULE		
Week/Date	Topic	Reading
1 8/24	Program 1: Myths and Realities of Aging= Friday, 8/27 @ 9:00pm D2L Orientation, Orientation Quiz, Introduction Discussion Board	Introduction to Part 1, Chapter 1 & Chapter 2
2 8/31	Program 2: How the Body Ages= Friday, 9/3 @ 9:00pm	Introduction to Part 2 & Chapter 3
3 9/7	Program 3:Maximizing Physical Potential of Older Adults= 9/10	Chapters 14 & 15
4 9/14	Program 4: Love, Intimacy, and Sexuality= 9/17 @ 9:00pm <i>*Practice Quiz for Exam 1- Open Tuesday through Monday, only</i>	Chapter 7
5 9/21	EXAM 1 Completion of Student Activities, Interviews, & Discussion Boards Program 1: Myths and Realities of Aging = 9/24 REPEAT	Programs 1, 2, 3, 4 & Chapters 1, 2, 3, 7, 14, 15
6 9/28	Program 5: Learning, Memory, and Speed of Behavior=10/1 <i>*Make-up for Exam 1-Open Wednesday through Tuesday</i>	Introduction to Part 3 & Chapter 5
7 10/5	Program 6: Intellect, Personality, and Mental Health = 10/8	Chapter 6
8 10/12	Program 7: Social Roles and Relationships in Old Age = 10/15	Chapters 8 & 9
9 10/19	Program 8: Family & Intergenerational Relationships = 10/22 <i>*Practice Quiz for Exam 2- Open Tuesday through Monday, only</i>	Chapters 10 & 11
10 10/26	EXAM 2 Completion of Student Activities, Interviews, & Discussion Boards Program 9: Work, Retirement, and Economic Status = 10/29	Programs 5, 6, 7, 8, & Chapters 5, 6, 8, 9, 10 & 11
11 11/2	Program 10: Illness and Disability = 11/5 <i>*Make-up for Exam 2-Open Wednesday through Tuesday</i>	Chapter 12 & 16
12 11/9	No Broadcast - Veteran's Day Holiday	Chapter 4 & Review 6
13 11/16	Program 11: Dying, Death, and Bereavement = 11/19	Chapter 13
14 11/23	No Broadcast - Thanksgiving Holiday	Introduction to Part 5 & Chapter 17 & Review 16
15 11/30	Program 12: Societal and Political Aspects of Aging= 12/3 <i>*Practice Quiz for Exam 3- Open Tuesday through Monday, only</i>	Epilogue
16 12/7	EXAM 3 Program 13: The Future of Aging= 12/10 Completion of Student Activities, Interviews, & Discussion Boards	Programs 9, 10, 11, 12, 13, & Chapters 4, 12, 13, 16, 17, & Epilogue
12/10	<i>*Make-up for Exam 3-Open Thursday 12/10-14</i>	

In general, our "week" will run from Tuesday to Tuesday, with assignments due by Tuesday night at 11:55pm.

** Exceptions to the Tuesday-Tuesday schedule.*

COMMUNICATION:

If you have questions or problems, make sure to speak up and let me know about it at the earliest opportunity. Just like you would raise your hand in class to ask for a question or clarification, you can send an email to me to get help (or you ask a question in the Cyber Cafe of the discussion board, etc.). If you have problems or questions, it is your responsibility to communicate that with me as soon as possible. The longer you wait, the less chance that you will get the help you need in time to solve your problem. So: speak up!

Email- Student To Instructor

When emailing your instructor(s) always do the following-

- **SUBJECT** of your email must say ***Sociology of Aging or SOA***
- **Sign message** using your FIRST and LAST name, as you are registered with the college.
- Include **previous thread** of the email if it is an ongoing communication.
- Do NOT type your message in all capital letters.

Email- Instructor To Student

I will respond to all emails as soon as possible. Please understand, I may not be available 24/7.

- If multiple students have a concern, the response may be posted on the D2L NEWS on the COURSE HOME page as a FAQ (frequently asked question).
- SCROLL through the NEWS items regularly.
- I may also send announcements using the D2L email system.
- Keep your email address UPDATED in D2L.

Phone Messages

When leaving a voice message:

- Minimize background noise, it can drown-out your voice. (Wind, others talking...)
- Speak SLOWLY and CLEARLY so I can understand what you are saying. Be prepared to leave a message BEFORE you call, so you know what you are going to say.
- Leave your phone number EACH TIME you call. I cannot memorize all of your phone numbers. (And, our office phones do not have caller ID!)
- Please repeat your phone number a second time so I can confirm that I wrote it down correctly.

Follow-up on messages. If you haven't heard from me after several days- to a week, please try again. Messages sometimes get accidentally dropped or lost.

Student-To-Student Communication:

Your fellow students are equally valuable resources for your learning.

- The Discussion Board offers a tool to ask questions and communicate with each other.
- One Discussion Board Forum (called Cyber Café) is an area created for students to "virtually" hang out and get to know one another (in a politically correct manner, of course)...
 - Post any course relevant questions that you may have here -- this may include questions about due dates, activities, tests, how to access a link, etc.
 - Answer each others' questions and help each other out. Please check this board each time you log on and see if you can be of assistance to a classmate.
 - Keep the tone positive.

DIRECTIONS FOR THE D2L Web Enhanced or ON-LINE CLASS. D2L will not be available to students until the orientation.

Your Weekly Online Routine:

- Check your email and connect to the D2L site frequently, (AT LEAST 3 times per week).
- Read the **NEWS** on our **Course Home Page** and then click on **CONTENT** to access each **Weekly Assignments folder**.
- For each **WEEK**, you should do the following, and in this order:
 1. Complete the assigned **Reading**.
 2. View the **Powerpoint and Lecture** sections.
 3. Complete the chapter **Assignments and Activities**.
 4. Participate in the **Discussion Board** topics each week. Disappearing from the Discussion Boards is like a student not attending class, and as such your disappearance may result in being dropped.
 5. **Review** using the chapter study guides and/or quizzes.
 6. All assignments must be submitted on time. "**On time**" means that the assignment will be submitted on the date that it is due. Illness and other life challenges are not excuses for forgetting and/or not being aware of due dates and assignments.
 7. At all times, students and instructor will use language appropriate to an academic setting.

What is D2L?

Desire2Learn (D2L) is a web-based course management system designed to create a rich online learning environment for students. D2L includes features such as an electronic dropbox, automated gradebook, discussion boards, and quizzes.

How do I log in to D2L?

Each student in this class has a Los Rios Online account. Because this class is only accessible to those students who are actually registered for the class, security of content, information and posts is provided. There is absolutely no advantage in lending other students your access code. All of your posts and communications will be attributed to you, and you will be held accountable for such. For this reason, and for the matter of class integrity, please do not share your access code with others!!

1. Open an Internet browser. (i.e. Firefox or Safari) You can do this at home, at a public library, or from a computer on campus.
2. Go to <http://d2l.losrios.edu> or to the eLearning link on the college homepage.
3. Enter your USERNAME and PASSWORD:
 - Students: Your username is the letter w followed by your Student ID#.
 - Your default password is your Los Rios "unified password". (The same one you use for iMail, eServices, and college email.)

How do I see my courses in D2L?

Once you have successfully logged in, look for the box labeled My Courses in the middle of the My Home screen. The names of the courses that you are enrolled in will appear if they have a D2L course site and if the instructor has made the course active. The names will be underlined and in blue type. Click the name of the course that you wish to view.

Once inside my D2L course, how do I access the course materials?

Use the navigational tool bar along the top of your course homepage. The links located on this tool bar allow you to access materials within your course. Some tools that your instructor may be using include:

- Content** may include your course syllabus, and weekly assignment instructions.
- Grades** is where you can see your grades on assignments throughout the semester.
- Dropbox** is where you can submit electronic copies of your homework to your instructor.
- Quizzes** is where you can complete course quizzes or exams.

Some helpful Tips for using D2L:

Get in the habit of using the links located on the navigational bar to move around inside your course. When exiting your D2L course, be sure to click on the Logout link AND close the browser window. This is especially important if you are using a computer in a public lab.

Mac users: Make sure you are using the most current version of either Safari or Firefox.

Discussions in D2L: Click the Discussion link on your course navigation bar

How do you post to the Discussion Board?

POSTING a RESPONSE: After reading the question or topic consider what your thoughtful contribution is going to be.

1. Go into the Topic and click the **Compose** button to add a new message.
2. Give the message a Subject and type your Response in the larger box.
3. Click **Post** to add your message and view it in the main discussion list.
4. **READ** other students' posts.
5. **REPLY** to another student's post by clicking on **Reply** after you have read their post.
6. Enter a thoughtful response to their post and click on **Submit**.

Using the Dropbox: Click the Dropbox link on your course navigation bar.

The Dropbox tool lets you submit assignments electronically, eliminating the need to mail, fax, or email assignments. Simply upload your assignment to the appropriate folder.

From Folder List page you can view:

1. A list of assignment folders and related attachments.
2. The number of assignments that you submitted to each folder.
3. Whether feedback, including grades has been left for you.

Uploading your Assignment to Dropbox

When you have completed your assignment, do the following:

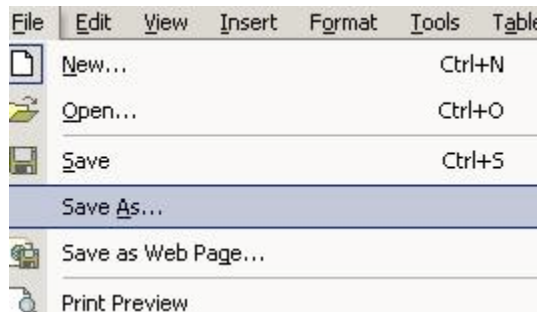
1. Save the file to your computer. Be sure to save it as an .rtf and add your last name like this:
Week1-Article-Name.rtf
2. Go to the main Dropbox page, click the name of the Folder: Week1: Article Review.
3. Click Add a File.
4. Browse and Open your file.
5. Click Upload to attach the file.
6. Enter any comments in the Comment field.
7. Click Upload.
8. You will see your file under the "Add a File" button.
9. Click the "Submit" button

How to Create a Rich Text Format file:

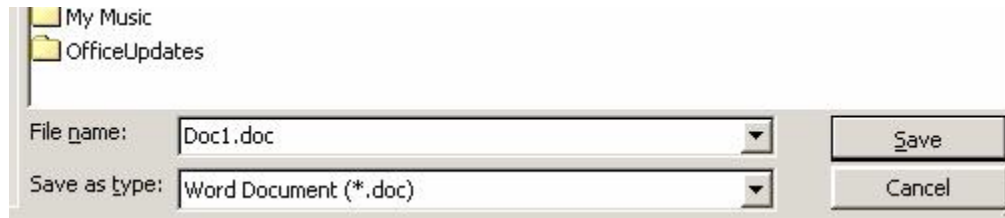
- Your homework must be submitted in Rich Text Format (or as an RTF File).
- Any word processing program can open and read a Rich Text Format file.
- Any word processing program can create a Rich Text Format file.
- These are the steps to create an RTF file with Microsoft Word or most other word processing programs.
- All word processing programs have the ability to save a document as an RTF file.

This option is accessed through the following steps:

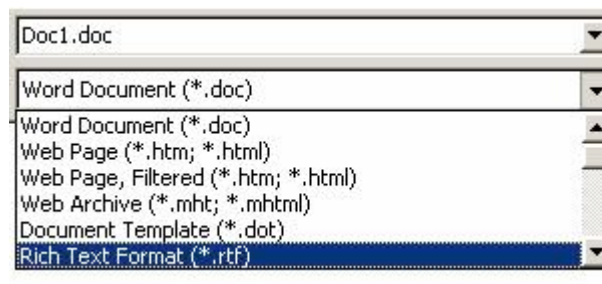
1. Click on “File,” then “Save As...”



2. Click on the “Save As Type” drop down arrow.



3. Choose “Rich Text Format (*.rtf)” from the “Save As Type” pull-down menu.



Taking Quizzes and Exams: Click on the Quizzes link on the course navigation bar.

Click on the Quiz you need to take and read any instructions carefully.

A new screen will appear. Answer the quiz questions by selecting an answer from the list of options or by filling in the appropriate text field. After you choose your answer on each question, then **Click SAVE**.

Note Make a habit of clicking the Save All Responses button regularly if there are a lot of questions on a single page or you are working on a time-consuming question.

Click the Next Page or Previous Page icon to navigate between pages.

Click the Go to Submit Quiz button when you are ready to submit.

Note If you try to submit a quiz with unanswered questions, you see a warning at the top of the Submit Quiz page.

Click the links below the warning to return to the unanswered questions.

When you finished revising questions, click Submit Quiz.

Time restricted quizzes --

- If your quiz has a time-limit you may be forced to submit your quiz. At the end of the designated time period, only saved questions are submitted.
- Make sure you save regularly near the end of the quiz period and try to finish and submit the quiz before the time expires.

Viewing Quiz Results:

To access information about your submissions and to see your quiz score: From the main Quiz List, click the Submissions icon beside the quiz you want to view.

Please be sure you have completed and understand the online demonstrations at:

<http://web.scc.losrios.edu/foleyj/orientation>